



# Speed Summary Report

For Town of Dedham on 6/24/2016 at 2:17 PM

Generated by Brian Cullinane

Time of Day: 0:00 to 23:59

Location: Walnut Street, 131 Walnut Street, N

Dates: 5/24/2016 to 6/22/2016 (Su, M, T, W, Th, F, Sa)

Notes:

| Hours | Mode          | Speed Limit | Total # Vehicles | Total # Violations | % Violations | Average # Vehicles per day | Average # of Violations per day | Minimum Speed Recorded | Maximum Speed Recorded | Average Speed | 50% Speed | 85% Speed | Sign Effectiveness |
|-------|---------------|-------------|------------------|--------------------|--------------|----------------------------|---------------------------------|------------------------|------------------------|---------------|-----------|-----------|--------------------|
| 0:00  | Speed Display | 30          | 89               | 32                 | 36.0 %       | 14.8                       | 5.3                             | 8                      | 39                     | 28            | 28.7      | 30.9      | 31.0 %             |
| 1:00  | Speed Display | 30          | 49               | 13                 | 26.5 %       | 8.2                        | 2.2                             | 6                      | 38                     | 29            | 27.5      | 31.4      | 34.6 %             |
| 2:00  | Speed Display | 30          | 25               | 13                 | 52.0 %       | 4.2                        | 2.2                             | 12                     | 38                     | 29            | 27.4      | 32.5      | 35.4 %             |
| 3:00  | Speed Display | 30          | 17               | 3                  | 17.6 %       | 2.8                        | 0.5                             | 12                     | 38                     | 25            | 22.6      | 27.5      | 46.9 %             |
| 4:00  | Speed Display | 30          | 64               | 9                  | 14.1 %       | 10.7                       | 1.5                             | 5                      | 38                     | 17            | 14.5      | 18.7      | 34.1 %             |
| 5:00  | Speed Display | 30          | 190              | 79                 | 41.6 %       | 31.7                       | 13.2                            | 6                      | 38                     | 28            | 28.3      | 32.2      | 15.9 %             |
| 6:00  | Speed Display | 30          | 464              | 234                | 50.4 %       | 77.3                       | 39.0                            | 5                      | 43                     | 28            | 29.5      | 33.8      | 19.6 %             |
| 7:00  | Speed Display | 30          | 648              | 263                | 40.6 %       | 108.0                      | 43.8                            | 5                      | 42                     | 27            | 28.8      | 32.9      | 26.2 %             |
| 8:00  | Speed Display | 30          | 587              | 280                | 47.7 %       | 117.4                      | 56.0                            | 5                      | 41                     | 28            | 30.0      | 33.9      | 25.7 %             |
| 9:00  | Speed Display | 30          | 654              | 239                | 36.5 %       | 130.8                      | 47.8                            | 5                      | 42                     | 27            | 28.5      | 32.7      | 29.3 %             |
| 10:00 | Speed Display | 30          | 576              | 185                | 32.1 %       | 115.2                      | 37.0                            | 5                      | 42                     | 26            | 27.6      | 32.0      | 27.8 %             |
| 11:00 | Speed Display | 30          | 629              | 223                | 35.5 %       | 125.8                      | 44.6                            | 5                      | 40                     | 27            | 28.5      | 32.8      | 26.4 %             |



# Speed Summary Report

For Town of Dedham on 6/24/2016 at 2:17 PM

Generated by Brian Cullinane

Time of Day: 0:00 to 23:59

Location: Walnut Street, 131 Walnut Street, N

Dates: 5/24/2016 to 6/22/2016 (Su, M, T, W, Th, F, Sa)

| Hours                             | Mode          | Speed Limit | Total # Vehicles | Total # Violations | % Violations | Average # Vehicles per day | Average # of Violations per day | Minimum Speed Recorded | Maximum Speed Recorded | Average Speed | 50% Speed | 85% Speed | Sign Effectiveness |
|-----------------------------------|---------------|-------------|------------------|--------------------|--------------|----------------------------|---------------------------------|------------------------|------------------------|---------------|-----------|-----------|--------------------|
| 12:00                             | Speed Display | 30          | 637              | 220                | 34.5 %       | 127.4                      | 44.0                            | 5                      | 41                     | 26            | 28.2      | 33.2      | 30.1 %             |
| 13:00                             | Speed Display | 30          | 598              | 245                | 41.0 %       | 119.6                      | 49.0                            | 6                      | 41                     | 27            | 28.8      | 33.2      | 26.1 %             |
| 14:00                             | Speed Display | 30          | 641              | 251                | 39.2 %       | 128.2                      | 50.2                            | 5                      | 43                     | 27            | 28.7      | 33.5      | 27.0 %             |
| 15:00                             | Speed Display | 30          | 687              | 276                | 40.2 %       | 137.4                      | 55.2                            | 5                      | 41                     | 27            | 29.0      | 33.3      | 28.3 %             |
| 16:00                             | Speed Display | 30          | 658              | 250                | 38.0 %       | 131.6                      | 50.0                            | 5                      | 43                     | 26            | 29.1      | 32.7      | 27.9 %             |
| 17:00                             | Speed Display | 30          | 734              | 251                | 34.2 %       | 146.8                      | 50.2                            | 5                      | 42                     | 25            | 27.9      | 32.4      | 34.8 %             |
| 18:00                             | Speed Display | 30          | 663              | 245                | 37.0 %       | 132.6                      | 49.0                            | 5                      | 42                     | 26            | 28.4      | 33.1      | 30.5 %             |
| 19:00                             | Speed Display | 30          | 539              | 174                | 32.3 %       | 107.8                      | 34.8                            | 5                      | 41                     | 26            | 28.0      | 32.6      | 30.8 %             |
| 20:00                             | Speed Display | 30          | 522              | 117                | 22.4 %       | 87.0                       | 19.5                            | 5                      | 42                     | 25            | 26.6      | 31.1      | 32.5 %             |
| 21:00                             | Speed Display | 30          | 481              | 67                 | 13.9 %       | 80.2                       | 11.2                            | 5                      | 39                     | 24            | 25.6      | 30.4      | 37.7 %             |
| 22:00                             | Speed Display | 30          | 317              | 53                 | 16.7 %       | 52.8                       | 8.8                             | 5                      | 38                     | 24            | 25.3      | 30.1      | 36.6 %             |
| 23:00                             | Speed Display | 30          | 184              | 45                 | 24.5 %       | 30.7                       | 7.5                             | 5                      | 37                     | 25            | 26.0      | 30.4      | 40.8 %             |
| <b>Total Volumes / Avg Speeds</b> | Speed Display | 30          | 10653            | 3767               | 35.4 %       | 2,028.9                    | 722.5                           | 5                      | 43                     | 26            | 27.2      | 31.6      | 31.0 %             |



# Speed Summary Report

For Town of Dedham on 6/24/2016 at 2:17 PM

Generated by Brian Cullinane

Time of Day: 0:00 to 23:59

Location: Walnut Street, 131 Walnut Street, N

Dates: 5/24/2016 to 6/22/2016 (Su, M, T, W, Th, F, Sa)

| Hours                  | Mode | Speed Limit | Total # Vehicles | Total # Violations | % Violations | Average # Vehicles per day | Average # of Violations per day | Minimum Speed Recorded | Maximum Speed Recorded | Average Speed | 50% Speed | 85% Speed | Sign Effectiveness |
|------------------------|------|-------------|------------------|--------------------|--------------|----------------------------|---------------------------------|------------------------|------------------------|---------------|-----------|-----------|--------------------|
| Total/Avg w/o Feedback |      |             | 0                | 0                  | 0.0 %        | 0.0                        | 0.0                             | 0                      | 0                      | 0             | 0.0       | 0.0       | 0.0 %              |
| Total/Avg w/Feedback   |      |             | 10653            | 3767               | 35.4 %       | 2,028.9                    | 722.5                           | 5                      | 43                     | 26            | 27.2      | 31.6      | 31.0 %             |



# Speed Summary Report

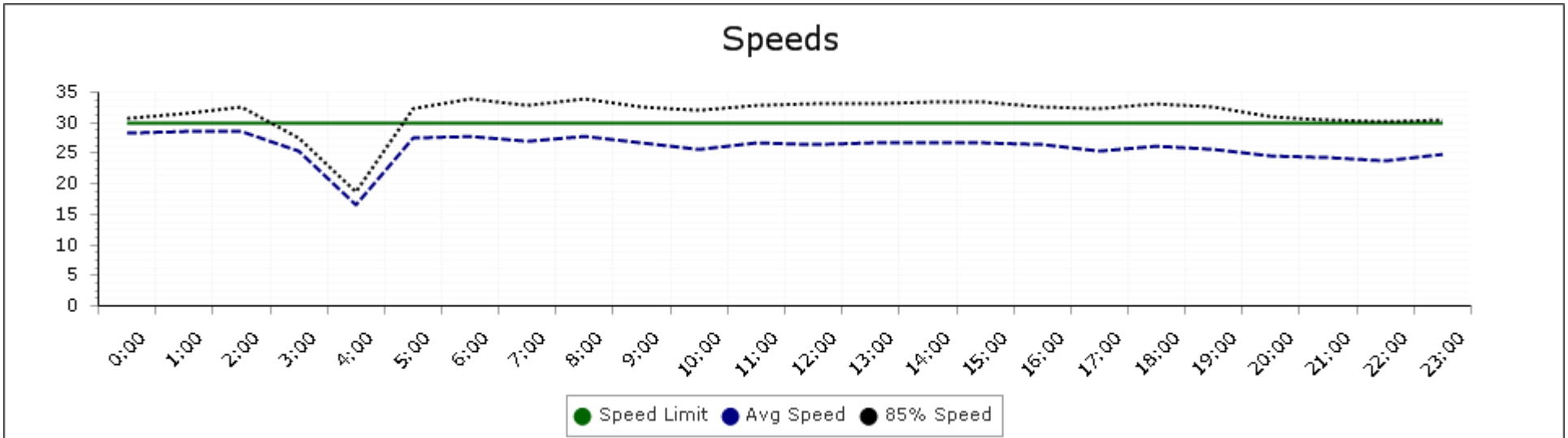
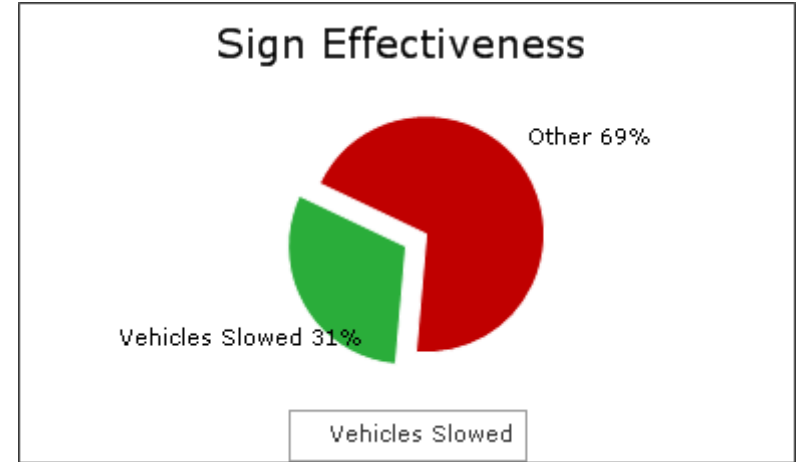
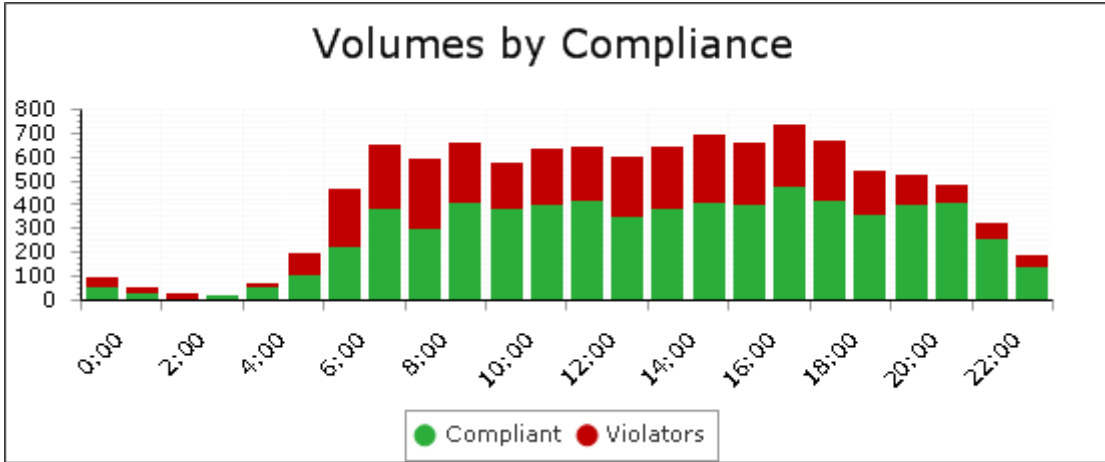
For Town of Dedham on 6/24/2016 at 2:17 PM

Generated by Brian Cullinane

Time of Day: 0:00 to 23:59

Location: Walnut Street, 131 Walnut Street, N

Dates: 5/24/2016 to 6/22/2016 (Su, M, T, W, Th, F, Sa)





# Speed Summary Report

For Town of Dedham on 6/24/2016 at 2:17 PM

Generated by Brian Cullinane

Time of Day: 0:00 to 23:59

Location: Walnut Street, 131 Walnut Street, N

Dates: 5/24/2016 to 6/22/2016 (Su, M, T, W, Th, F, Sa)

## Overall Summary

|                               |                           |
|-------------------------------|---------------------------|
| <b>Total Days of Data</b>     | 7                         |
| <b>Speed Limit</b>            | 30                        |
| <b>Average Speed</b>          | 26                        |
| <b>50th Percentile Speed</b>  | 27.23                     |
| <b>85th Percentile Speed</b>  | 31.56                     |
| <b>Pace speed range</b>       | 28 to 37                  |
| <b>Maximum Speed</b>          | 43                        |
| <b>Minimum Speed</b>          | 5                         |
| <b>Display Status?</b>        | Displaying Speed Feedback |
| <b>Average Volume per Day</b> | 2,028.93                  |
| <b>Total Volume</b>           | 10,653                    |