



# Speed Summary Report

For Town of Dedham on 7/11/2016 at 8:57 AM

Generated by Patrolman James Lemanski

Time of Day: 0:00 to 23:59

Location: Pine Street, 183 Pine Street, S

Dates: 5/10/2016 to 6/30/2016 (Su, M, T, W, Th, F, Sa)

Notes:

Hours	Mode	Speed Limit	Total # Vehicles	Total # Violations	% Violations	Average # Vehicles per day	Average # of Violations per day	Minimum Speed Recorded	Maximum Speed Recorded	Average Speed	50% Speed	85% Speed	Sign Effectiveness
0:00	Speed Display	30	251	180	71.7 %	12.6	9.0	14	44	33	32.4	35.3	93.3 %
1:00	Speed Display	30	108	77	71.3 %	5.7	4.1	16	48	33	31.6	35.3	89.6 %
2:00	Speed Display	30	48	26	54.2 %	2.7	1.4	20	46	31	30.4	32.9	87.5 %
3:00	Speed Display	30	50	37	74.0 %	2.8	2.1	22	47	33	32.3	35.1	83.9 %
4:00	Speed Display	30	76	33	43.4 %	3.8	1.7	5	42	26	24.0	29.1	76.2 %
5:00	Speed Display	30	290	216	74.5 %	14.5	10.8	17	58	33	32.9	36.1	92.5 %
6:00	Speed Display	30	833	645	77.4 %	41.7	32.3	7	51	33	33.2	36.9	85.8 %
7:00	Speed Display	30	1962	1470	74.9 %	98.1	73.5	7	50	33	32.9	36.6	86.6 %
8:00	Speed Display	30	2778	2016	72.6 %	138.9	100.8	5	48	32	32.5	36.5	87.3 %
9:00	Speed Display	30	2559	1877	73.3 %	128.0	93.9	7	52	32	32.5	36.3	84.1 %
10:00	Speed Display	30	2573	1863	72.4 %	122.5	88.7	6	53	32	32.2	36.0	85.2 %
11:00	Speed Display	30	2725	1966	72.1 %	129.8	93.6	5	52	32	32.5	36.6	85.6 %



# Speed Summary Report

For Town of Dedham on 7/11/2016 at 8:57 AM

Generated by Patrolman James Lemanski

Time of Day: 0:00 to 23:59

Location: Pine Street, 183 Pine Street, S

Dates: 5/10/2016 to 6/30/2016 (Su, M, T, W, Th, F, Sa)

Hours	Mode	Speed Limit	Total # Vehicles	Total # Violations	% Violations	Average # Vehicles per day	Average # of Violations per day	Minimum Speed Recorded	Maximum Speed Recorded	Average Speed	50% Speed	85% Speed	Sign Effectiveness
12:00	Speed Display	30	2826	2061	72.9 %	134.6	98.1	6	49	33	32.7	36.7	86.1 %
13:00	Speed Display	30	2805	2059	73.4 %	133.6	98.0	5	49	33	32.7	36.7	86.2 %
14:00	Speed Display	30	2930	2174	74.2 %	139.5	103.5	6	51	32	32.9	36.7	84.7 %
15:00	Speed Display	30	3825	2874	75.1 %	182.1	136.9	6	49	33	32.9	36.6	86.2 %
16:00	Speed Display	30	4372	3334	76.3 %	208.2	158.8	5	55	33	32.9	36.6	87.5 %
17:00	Speed Display	30	4860	3928	80.8 %	231.4	187.0	6	50	33	33.2	36.8	87.5 %
18:00	Speed Display	30	3774	2972	78.7 %	179.7	141.5	6	53	33	33.1	36.8	87.6 %
19:00	Speed Display	30	2264	1742	76.9 %	107.8	83.0	6	53	33	33.0	36.8	89.6 %
20:00	Speed Display	30	1783	1281	71.8 %	84.9	61.0	6	58	32	32.4	36.2	89.0 %
21:00	Speed Display	30	1313	874	66.6 %	62.5	41.6	6	47	32	31.8	35.5	90.9 %
22:00	Speed Display	30	847	530	62.6 %	40.3	25.2	6	52	31	31.3	35.7	89.1 %
23:00	Speed Display	30	478	360	75.3 %	22.8	17.1	15	50	33	32.4	36.1	88.0 %
<b>Total Volumes / Avg Speeds</b>	Speed Display	30	46330	34595	74.7 %	2,228.3	1,663.6	5	58	32	32.1	35.8	87.0 %



# Speed Summary Report

For Town of Dedham on 7/11/2016 at 8:57 AM

Generated by Patrolman James Lemanski

Time of Day: 0:00 to 23:59

Location: Pine Street, 183 Pine Street, S

Dates: 5/10/2016 to 6/30/2016 (Su, M, T, W, Th, F, Sa)

Hours	Mode	Speed Limit	Total # Vehicles	Total # Violations	% Violations	Average # Vehicles per day	Average # of Violations per day	Minimum Speed Recorded	Maximum Speed Recorded	Average Speed	50% Speed	85% Speed	Sign Effectiveness
Total/Avg w/o Feedback			0	0	0.0 %	0.0	0.0	0	0	0	0.0	0.0	0.0 %
Total/Avg w/Feedback			46330	34595	74.7 %	2,228.3	1,663.6	5	58	32	32.1	35.8	87.0 %



# Speed Summary Report

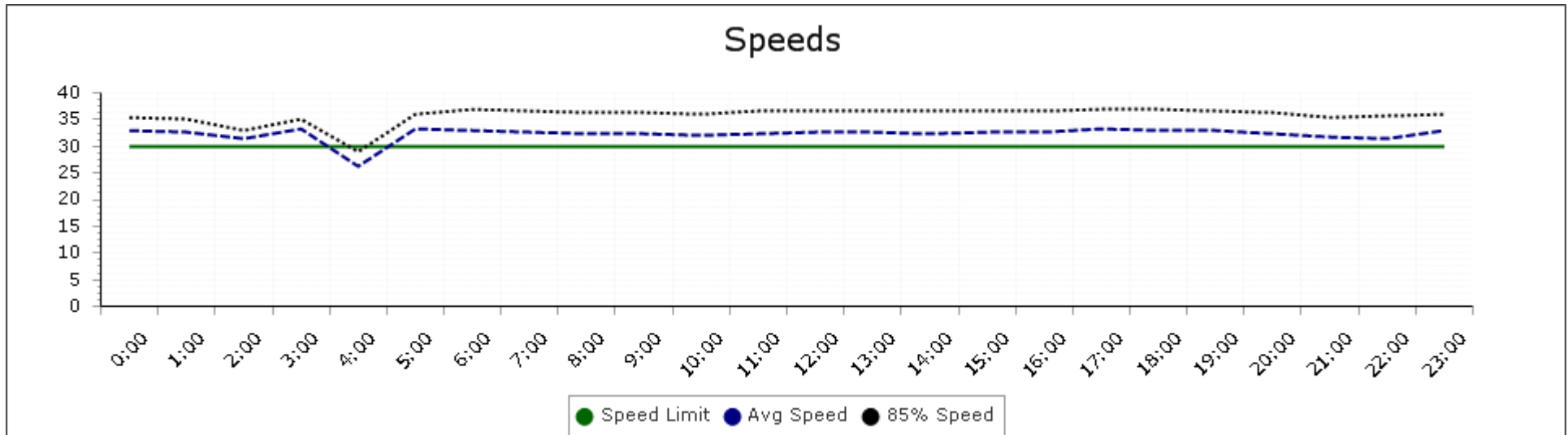
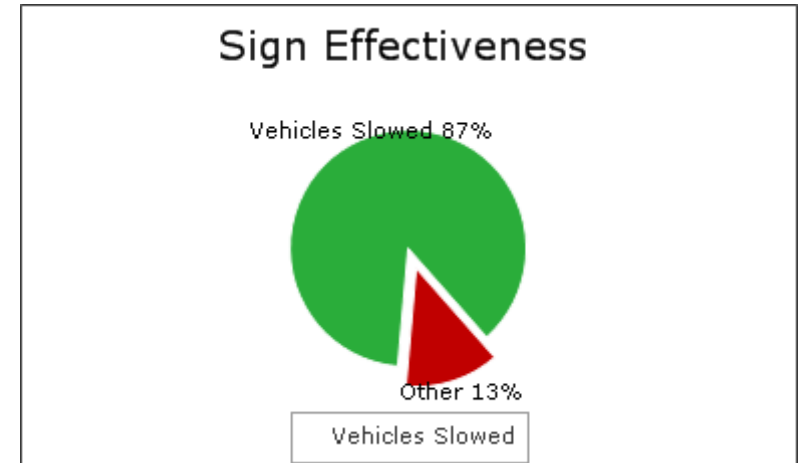
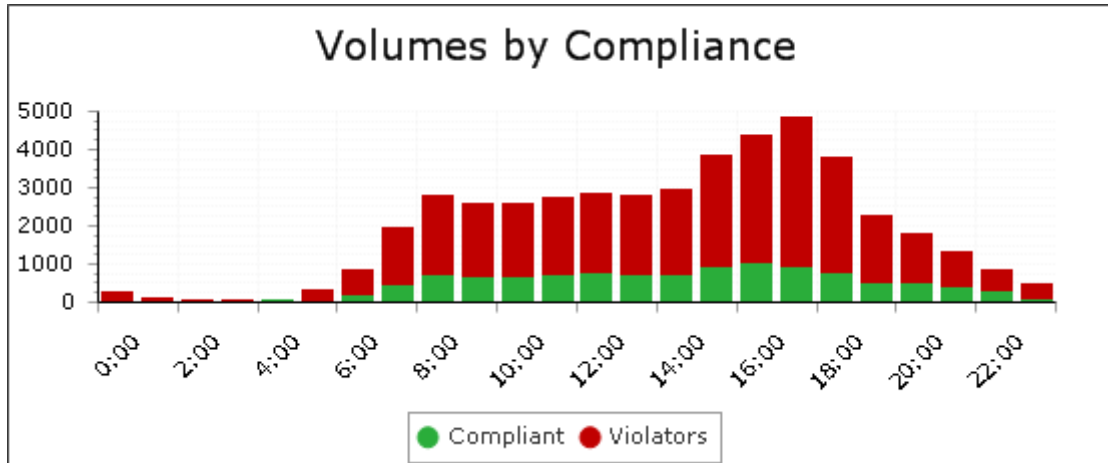
For Town of Dedham on 7/11/2016 at 8:57 AM

Generated by Patrolman James Lemanski

Time of Day: 0:00 to 23:59

Location: Pine Street, 183 Pine Street, S

Dates: 5/10/2016 to 6/30/2016 (Su, M, T, W, Th, F, Sa)





# Speed Summary Report

For Town of Dedham on 7/11/2016 at 8:57 AM

Generated by Patrolman James Lemanski

Location: Pine Street, 183 Pine Street, S

Time of Day: 0:00 to 23:59

Dates: 5/10/2016 to 6/30/2016 (Su, M, T, W, Th, F, Sa)

## Overall Summary

<b>Total Days of Data</b>	21
<b>Speed Limit</b>	30
<b>Average Speed</b>	32.33
<b>50th Percentile Speed</b>	32.12
<b>85th Percentile Speed</b>	35.83
<b>Pace speed range</b>	32 to 41
<b>Maximum Speed</b>	58
<b>Minimum Speed</b>	5
<b>Display Status?</b>	Displaying Speed Feedback
<b>Average Volume per Day</b>	2,228.34
<b>Total Volume</b>	46,330